



## This Issue *Venturing Out Edition #4*

- WQ Officer & Chairman Reports
- Virtual Quilt Shows, Lectures, & Classes
- WQ Renewal Time
- Call for Entries
- Neighborly Guild Calendar



## Westside Quilters Quarterly Meeting

**Julia Graves**

**“Make It Your Own - Design Guidelines for Quilters”.**

**Saturday, August 12, 2023**

Zoom link will be sent to all members



## Upcoming Workshops & More



- **June 9<sup>th</sup> Jane Hauprich** lecture “How Do I Quilt This?” Join us to hear Jane's tips and tricks for planning out your quilting for your quilts. Jane has generously offered to give us personalized help during our meeting! If you'd like Jane's suggestions for your quilt top, send your photo to [programs@westsidequilterslosangeles.org](mailto:programs@westsidequilterslosangeles.org) by **June 1**.
- Make a **Japanese Rice Bag (Komebukuro)** Saturday, **June 17, 2023**, 10AM - 1PM FREE BONUS IN-PERSON POP-UP CLASS!!! Rachel Prentiss, Westside Quilters member, will share her love of making these bags and show us how she makes them. Registration is now open and will be limited to 20 people.
- “**Embellishment on Quilts for a Unique Finish**” Saturday, **July 15, 2023**, 10AM - 1PM in-person class.
- **August 19<sup>th</sup>** workshop with **Julia Graves** “Amazing Abstracts”
- Most meetings and most classes will continue on Zoom until the end of 2023.



## National Sewing Machine Day June 13<sup>th</sup>

*“National Day” pictures are actual quilts.*



# ***PRESIDENT'S MESSAGE***

## A Special Visit

Hello everyone and welcome to Westside Quilters Los Angeles 2023-24 calendar year! There will be a lot happening this year, just keep reading the newsletters and check WQ's website for more information.

In late April I visited one of my favorite places - Liberty of London! An amazing emporium of fabric, yarn, needlework, gifts, clothes, furniture and even flowers! Established in 1875, with an iconic building (outside and inside) built in 1924, Liberty is a must see, even just to walk through. And walk up the wooden stairs that have been there for almost 100 years.




But I wasn't there just to walk through - I was there to see the fabric. I hadn't been there in a number of years and much has changed in that time. The yarn and needlepoint departments are much smaller, replaced by an area with sewing patterns, accessories, gifts and quilt fabric. Their iconic Tana Lawn is still front and center, but now Liberty has actual quilting fabric. Mostly in single fat quarters or small bundles that are easy to pick up and put in your basket (which I did). And you can now also buy pieces of Tana Lawn smaller than a meter that are packaged separately. Some of those also fell in my basket somehow!

I have included a few photos, one of the front of the building and two looking up and down inside.

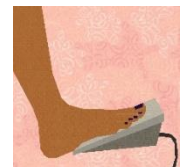
### Presidential Recommendations

Quilt Festival Long Beach is coming up on July 6-8. Fun to visit and support so that it will be in southern California for the years ahead! The Pasadena Museum of History has a quilt exhibit "Community Stitches: Quilt Designs & Stories" that goes until September 10. And while you are in the neighborhood, visit the Gee's Bend exhibit at the Huntington until September 4.

Terrie Dorio  
President



**National Go Barefoot Day**  
June 1<sup>st</sup>





A Friday Sew-In and Lecture

**Jane Hauprich**

<https://stitchbystitchcustomquilting.com/classesteaching/>

“How Do I Quilt This?”

**Friday, June 9, 2023**

Hours Sew-In starts at 10 am, Lecture starts at 11 am

A zoom link will be sent to all members

**How Should I Quilt This?** – This lecture is all about how to go about deciding how to quilt your quilt top. You will leave this lecture with ideas and tips on how to devise a quilting plan for your quilt tops. If we have time, we may be able to take some quilt tops from the audience to discuss. This lecture is always a fun one with show and tell throughout the talk.

Jane Hauprich is an award-winning long arm quilter that specializes in free motion custom long-arm quilting. She loves teaching free motion quilting to domestic quilters and longarm quilters. Jane is a Handi Quilter Ambassador, an Island Batik Ambassador and a Certified Superior Threads Threadologist.

### **Bio**


Jane Hauprich lives on the Eastern Shore of Maryland. Jane first started piecing quilts in 1998. She has learned a lot since that time and most likely have a lot more to learn.

Jane has had a Handi Quilter Sweet Sixteen and then upgraded to a Handi Quilter Avante. She now own a Handi Quilter Capri and a Handi Quilter Amara with ProStitcher.

Jane specializes in free motion custom quilting. All of her custom quilting is free motion. While she does tend to use her ProStitcher for quilting edge to edge customer quilts. Her love of free motion stems from loving the creative side of quilting and you will more than likely find her at her long arm more often than her piecing quilts at her regular sewing machine anymore.

Hauprich’s quilting philosophy is.....”I believe that each quilt is special and deserves quilting that accentuates it’s beauty and uniqueness.”

Hauprich teaches free-motion quilting classes using your home machines, mid-arms, or longarms. These classes enable quilters to finish their own quilts. In each level of classes (beginners, intermediate or advanced) she teaches designs that include all over patterns, and designs that will fit into squares, triangles and sashings, so that when you are done with a class you will be able to quilt one of your own quilt tops using what you have learned in class.





## Westside Quilters Japanese Rice Bag Class (Komebukuro)

Westside Quilters member **Rachel Prentiss** will be teaching us how to make a Japanese Rice Bag (Komebukuro), as well as telling us some history of the bags.

**Saturday, June 17, 2023,  
10AM – 1PM**

Location: Sewing Arts, 2306 Corinth Ave. Los Angeles

**Cost:** FREE to Westside Quilters members! ([need to purchase a \\$6 pattern prior to class](#))

Registration is limited, so sign up early! Contact:  
[programs@westsidequilterslosangeles.org](mailto:programs@westsidequilterslosangeles.org)

**Class Supply List** (There is a lot of flexibility in making this bag, so please feel free to bring whatever else you feel is necessary.)

**Pattern:** Each attendee should purchase the Modern Japanese Rice Pouch pattern from KZstevens online at <https://www.kzstevens.com> for \$6. This pattern is offered in 3 sizes.

Class instruction will be for the 7" bag (see page 4 of the pattern).

### **Bag**

**Main panel** - 9" x 29" piece of fabric (can be a single piece or pieced). A mixture of fabrics makes an interesting look, such as cotton, linen, denim, velvet, canvas.

**Bag Bottom** - 8" square fabric (Rachel usually uses canvas or other sturdy fabric)

**Lining** - 9" x 29" single piece of fabric, plus 8" square for bottom. Extra fabric for any interior pockets (optional).

**Ties** – 2 yards of cotton cording, leather strips or long shoe laces. Can also make fabric ties using 2 WOF 3" strips of fabric.

**Tabs** – Scrap fabric.

**Optional Interfacing** - 9" x 29", plus 8" square (depending on desired bag structure).

**Basic sewing supplies:** Sewing machine (unless you want to do all hand sewing) and notions, such as rulers, scissors, marking tools and thread. Irons will be provided.

**Optional Embellishments:** Anything goes! Scrap fabric (can use iron-on adhesives like lightweight Heat & Bond), patches, ribbon, lace, embroidery or other decorative thread, buttons, beads, charms, rubber stamps & supplies.





## *Embellishment on Quilts for a Unique Finish*

**July 15, 2023**

**10AM -1PM**

Sewing Arts Center  
2306 Corinth Avenue, LA, CA 90064

Cost is \$30 for members, \$40 for non-members

Instructor: **Susanne Cole**

Sewing Arts Center Manager and Westside Quilters Member

Come and explore the many ways you can add texture and create interest to your quilts and sewing projects! Master quilter Susanne Cole will show us several ways to embellish your quilt tops (before adding batting and backing) and small quilts with embroidery stitches and beading. She will also give us ideas for embellishing quilt bindings and more.



### Supply list:

- Small quilt top or fabric you want to embellish with larger piece of batting and backing (Could use orphan blocks or “cheater” quilt fabric)
- Small scissors
- Marking tool (such as Frixion pen, water soluble pen or pencil)
- Embroidery needles in a variety of sizes with needle threader, if needed
- Embroidery thread in different weights, colors and content (such as embroidery floss, Perle cotton, sashiko thread)
- Any other items you want to add, such as buttons and beads (Susanne will also provide beads)

Contact [programs@westsidequilterslosangeles.org](mailto:programs@westsidequilterslosangeles.org) to register. Spaces are limited.

<p><u>National Strawberry Shortcake Day</u> June 14<sup>th</sup></p> 	<p><u>National Eat Your Vegetables Day</u> June 17<sup>th</sup></p> 	<p><u>National Go Fishing Day</u> June 18<sup>th</sup></p> 
--	--	--



**Westside Quilters Renewal Time.....  
..... Yes, yes sign me up!!!**



Don't forget to submit your membership renewal for 2023/2024! Westside Quilters is a community of individuals who share a passion for all things quilty and we are so excited to welcome all our returning and new members for the upcoming membership year.

Continuing your membership in Westside Quilters lets you take advantage of numerous members-only perks, including special rates for workshops, opportunities to learn new skills, and guest speaker presentations. Plus, you'll have opportunities to give back to the community through our philanthropic initiatives!

Membership forms are available [here](#) on the Westside Quilters website. Annual dues are \$50, payable by check, cash, credit card, PayPal, or Zelle.

Questions? Email [membership@WestsideQuiltersLosAngeles.org](mailto:membership@WestsideQuiltersLosAngeles.org)

Erika Bradbury  
Membership Chair



Enjoy a few quilts made by WQ members who attended Carole Lyles Shaw's May 12 workshop.

Virginia Marshall



Karynn Dittmar



Barbara Marom-Pollack



## Leadership.....

“Overcoming the epidemic of loneliness and isolation which affects one-third of older people.” Surgeon General of the United States, Dr. Vivek H. Murthy. Westside Quilters are lucky to have had ways of fighting the harms of this debilitating problem which equals smoking 15 cigarettes a day. Yikes! Not advised.

Coming together for a class or meeting even over Zoom gives you a sense of community, our quilting community. Programs over the years has given us opportunities to come together and learn new skills or exercise our creativity. But it only works if you log in or register for a class. Mini groups lend even more support and maybe peer pressure to take a class together or make a quilt. Many of us have joined virtual communities of quilters. Quilters seem to be uniquely suited to make connections. Quilters take the challenge of making quilts from pieces of fabric into quilts that give beauty and warmth to the world.

This was apparent in the latest book that I read, “Dangerous Women” by Hope Adams. Based on true facts, it starts with English convict women on their way to Hobart, Tasmania aboard a schooner ship.

Out to start a new life, in 1841, 20 of the women with some sewing skills are chosen to make a patchwork quilt for the Governor and his wife. These women bonded over the quilt making sharing their life stories. The Rajah quilt has survived and resides in the National Gallery in Canberra, Australia. Next time you thread a needle think how hard it would be on a ship rolling in the ocean. “Quilts represent connections, family, stability and expression of creative spirit that allows women to overcome hardships”. Quote unknown source.

Let’s continue our goal in the Mission statement to promote cooperation and exchange ideas, educational and charitable purposes. Sign up for a class and or start on a community quilt pattern shown in the newsletter.

[https://en.wikipedia.org/wiki/Rajah\\_Quilt](https://en.wikipedia.org/wiki/Rajah_Quilt)

Happy Stitching!  
Pat Karasick  
Vice President



Sherry Kleinman	June 3
Toni Glick	June 3
Anita Withrington	June 3
Patti Post	June 12
Bobbi Leung	June 16
Allison Leong	June 22
Roberta Walley	June 25



A quilter's garden

## World Reef Awareness Day June 1<sup>st</sup>



## Treasurer

Karynn Dittmar, Treasurer

<b>OPENING BALANCE AS OF 5/25/22</b>		<b>6642.55</b>
<b>INCOME</b>		
Membership Dues / Donations	4290.00	
Workshop Fees	2570.00	
Guest Fees	0.00	
Fabric Sale Fundraiser	0.00	
Amazon	83.60	
<b>TOTAL INCOME</b>		<b>6943.60</b>
<b>EXPENSES</b>		
Workshop Expense	2996.50	
General Meeting Expense	1850.00	
Charitable Contributions	160.00	
Bank Adjustment	0.35	
Administrative Expenses	0.00	
Membership Expenses	517.24	
SCCQG Insurance	256.00	
Website	242.33	
PO Box Rental	232.00	
Philanthropy / Ed. Expense	145.09	
Printing / Promotion / Admin.	0.00	
Square Up/Pay Pal Fees	78.89	
Government Fees	45.00	
<b>TOTAL EXPENSE</b>		<b>6523.40</b>
<b>NET INCOME</b>		<b>420.20</b>
<b>CLOSING BALANCE as of 5/29/23</b>		<b>7062.75</b>

## Website and Social Media:

The WQ website at [www.WestsideQuiltersLosAngeles.org](http://www.WestsideQuiltersLosAngeles.org) has just been updated with photos from our May 12th workshop with Carole Lyles Shaw as well as photos from our Quarterly meeting the following day with Carole. Click on the Photos tab. Such colorful and inventive, but simple quilts! All the quilts from our Quilters' Showcase that were presented that day are also on the site. You can view them from the link on the Home Page. Enjoy them if you weren't able to make it to the Zoom meeting.

And, as always, please send digital photos of your latest work to [WestsideQuilters@yahoo.com](mailto:WestsideQuilters@yahoo.com) or directly to me at [sally@sallywrightquilts.com](mailto:sally@sallywrightquilts.com). They certainly add so much to the WQ Weekly Update and our Facebook and Instagram pages.

Sally Wright, Web and Social Media Manager

~~~~~

**Treasurer's Report:** Ways to pay for membership or workshops: (1) send in a check; (2) write your credit card number on the registration or membership form; (3) pay with PayPal using [westsidequilters@yahoo.com](mailto:westsidequilters@yahoo.com); (4) PREFERRED - Zelle using [treasurer@westsidequilterslosangeles.org](mailto:treasurer@westsidequilterslosangeles.org). Or, you can always call me at (310) 641-4609 and give me your credit card number, no need to write it on your form. Karynn Dittmar

~~~~~

International Surfing Day  
June 20<sup>th</sup>





# Philanthropy

Just a reminder to save November 4<sup>th</sup> for Westside Quilters Philanthropy Day. And, continue saving and sewing strips using our suggested pattern!

(top made by Virginia)

As always, any quilts are gratefully accepted!

We are looking forward to our Philanthropy Day, in person at Sewing Arts on November 4th.


We still have batting available for philanthropy projects, please contact Luann if you need some.

If you have any questions please contact Lisa, Virginia, or Luann.



## Directions

### Half-Framed Four Patch Quilt 60"x60"



**Fabric Requirement:**  
(2) 2 1/2" Strip Rolls


#### Sorting

Open the strip packs and sort the strips into like fabrics. Use one strip of two different colors for the four Patch, but keep two strips together of the same color for the frame.



#### Step One:

Sew two strips together using a 1/4" seam allowance. Press seams toward the darker value fabric.



#### Step Two:



Cut into 2 1/2" segments. From time to time, check to see that the end of the strip set is still straight by measuring from the seam.



#### Step Three:

Sew two segments together, alternating fabric. Press.

Directions continued.....

	<p><b>Step Four:</b> Sew one side of the Four Patch to a contrasting strip. Trim. Press toward toward the rectangles. Multiple blocks may be chain pieced onto a strip, then cut apart, trimming the strip even with the block as shown below.</p>		<p><b>Step Five:</b> Using the same strip, sew it to an adjacent side of the Four Patch as shown below. Again, several blocks may be sewn to one strip and then trimmed apart. Make 100 blocks.</p>
---	--	--	---

**Quilt Assembly**

Layout the quilt arranging the blocks as you wish paying attention to scattering both color and values to different parts of the quilt.






Sew the blocks together into rows of ten. It may be easiest to pin the row of blocks to each other while they are laid out, then take the row to the machine to sew. Once sewn and pressed, return the row to the layout and gather the next row.

Finally, sew the rows together to complete the quilt top.

**Quilting Ideas:** The busy nature of this Four Patch quilt lends itself to an allover design, in other words, one pattern repeating over the entire quilt. Either a free-motion design using a hopping foot with the feed dogs dropped or a straight-line design using a walking foot works nicely.

Begin quilting in the center of the quilt working your way out to the edges. Once complete, sew a basting stitch along the edge of the quilt to secure the layers. Trim the quilt to the edge of the quilt top using a rotary cutter and ruler



<p><u>National Ice Cream Soda Day</u> June 20<sup>th</sup></p>		<p><u>National Sunglass Day</u> June 27<sup>th</sup></p>		<p><u>National Forklift Safety Day</u> June 13<sup>th</sup></p>	
<p><u>National Gardening Exercise Day</u> June 6<sup>th</sup></p>		<p><u>National Watch Day</u> June 19<sup>th</sup></p>		<p><u>National Red Rose Day</u> June 12<sup>th</sup></p>	
<p><u>International Axe Throwing Day</u> June 13<sup>th</sup></p>		<p><u>National Nail Polish Day</u> June 1<sup>st</sup></p>		<p><u>World Sea Turtle Day</u> June 16<sup>th</sup></p>	

## ***Calls for Entry June 2023***

Continuing our notifications for ways to display your quilts and textile pieces to a wider audience... but right now, as always, before sending off your entry to any show, double check to make sure that the event is actually taking place. See below. Hopefully as 2023 progresses there will be more opportunities. Watch this space!

For some great information from a veteran on how to get your work shown see this blog entry from Sue Bleiweiss <https://suebleiweiss.blog/2018/06/14/getting-your-work-out-there/>

I also recommend this blog post from Lyric Kinard on how to choose venues to display your work - <https://lyrickinard.com/2019/05/showing-your-work-choosing-venues/>

Here are some suggestions for quilt entry photography from International Quilt Festival.  
**PHOTOGRAPHING YOUR QUILT FOR SUBMISSION**

Having a great photo of your quilt - straight on, in focus, not on a bed or held up showing hands and feet, super important. There is lots of great info on quilt photography on line. Google!

Entering shows is not difficult, but to begin here are a few guidelines:

- Always make sure you read everything in the call including the calendar, requirements, rules, etc.
- Especially the rules! Will save headaches and disappointment later on.
- Keep a record on your entries so you won't be caught with a quilt needing to go two places at once. Having to remove a quilt from a show or exhibit because you misread the exhibition dates is a no-no. Ask me how I know...
- Don't be intimidated or depressed by a rejection! There are lots of different reasons why a quilt doesn't fit into a specific show. It is usually not because your quilt is bad!

The calls below are just a sample of the many opportunities out there. For more search "Fiber Art Calls for Entry" or "Quilt Calls for Entry"

**Most of the Calls for Quilt Festival Houston are done, but Tactile Architecture and is open for another couple of days, All the info can be found at <https://www.quilts.com/enter-your-quilt/>**  
Information for the following Houston exhibits can all be found at <https://www.quilts.com/enter-your-quilt/>

### **TACTILE ARCHITECTURE**

Buildings have a long history of inspiring the creative designs of quiltmakers. In the 19th century, American quilters developed classic architectural patterns such as Log Cabin, Schoolhouse, and Brick Wall. This annual juried exhibit challenges quiltmakers to create works based on architectural themes and inspirations. The quilt may be Traditional, Modern, or Art.

*Entry Deadline June 2, 2023*

### **And other calls...**

**Cherrywood Challenge 2023 - "Monarch".** The iconic Monarch butterfly is in trouble. In the summer of 2022 it was put on the Endangered List. Let's change that. Not only can you plant the seeds of milkweed, you can plant the seeds of creativity. Can you do it with eight colors? We encourage you to use your creativity and think outside the box.

<https://cherrywoodfabrics.com/pages/monarch-cherrywood-challenge>

*Entry Deadline June 15, 2023.*

**2023 Quilts Unlimited.** View Arts Gallery , Center for Arts and Culture, Old Forge NY.  
[https://artist.callforentry.org/festivals\\_unique\\_info.php?ID=11795m](https://artist.callforentry.org/festivals_unique_info.php?ID=11795m)  
 Entry Deadline August 20, 2023.

**Vision Gallery, Chandler Arizona.** Annual Art Quilts call for work is open! This year's theme is "Breaking Rules, Honoring Tradition." Learn more and apply here: <https://www.visiongallery.org/artist-opportunities/> Are you a rule breaker always pushing boundaries for innovation or a traditionalist who believes in tried-and-true methods? Do you do both? Artists are encouraged to think broadly about this theme. We welcome artists to interpret the theme in a variety of ways, including applying it to physical techniques, materials, construction methods, personal narratives, or commentary on social, cultural and political concerns. In addition to traditional quilting fabrics, materials may include alternative substrates like wood, paper, or metal. All submissions – traditional, unconventional, or a combination of both – will be considered for craftsmanship, originality, design, and concept.  
 Entry Deadline September 11, 2023

**Road To California Quilt Contest** online entry for the contest will be available August 1, 2023. The deadline is usually sometime in October, but has not been published yet. Check out this page soon for more information <https://www.roadtocalifornia.com/pageroad.php?ID=77>

Questions?  
 Sally Wright [sally@sallywrightquilts.com](mailto:sally@sallywrightquilts.com)



<p><u>International Sushi Day</u> June 18<sup>th</sup></p> 	<p><u>World Martini Day</u> June 19<sup>th</sup></p> 	<p><u>National Doughnut Day</u> June 2<sup>nd</sup></p> 
<p><u>International Day Of The Tropics</u> June 29<sup>th</sup></p> 	<p><u>National Dragonfly Day</u> June 10<sup>th</sup></p> 	<p><u>Global Garbage Man Day</u> June 17<sup>th</sup></p> 
<p><u>National Corn On The Cob Day</u> June 11<sup>th</sup></p> 	<p><u>National Iced Tea Day</u> June 10<sup>th</sup></p> 	<p><u>World Bicycle Day</u> June 3<sup>rd</sup></p> 
<p><u>National Barcode Day</u> June 26<sup>th</sup></p> 	<p><u>National Weed Your Garden Day</u> June 13<sup>th</sup></p> 	<p><u>National Smile Power Day</u> June 15<sup>th</sup></p> 



## A NEIGHBORLY GUILD CALENDAR

<b>June 2023</b>	
June 9 <b>Westside Quilters</b> <a href="http://www.WestsideQuiltersLosAngeles.org">www.WestsideQuiltersLosAngeles.org</a>	<u>Jane Hauprich</u> Lecture: "How Do I Quilt This?"
June 11 & 12 <b>San Fernando Valley Quilt Guild</b> <a href="http://www.sfvqg.net">www.sfvqg.net</a>	<u>Paul Neumann</u> Lecture: "Piecing a Life Together" Workshop: Featherweight Maintenance
June 12 <b>LA Modern Quilt Guild</b> <a href="http://www.LAMQG.org">www.LAMQG.org</a>	Meeting & lecture:
June 14 <b>Glendale Quilt Guild</b> <a href="http://www.glendalequiltingguild.org">www.glendalequiltingguild.org</a>	<u>Linda Sullivan</u> Program: "My best tips & tricks to perfect precision piecing"
June 18 <b>African American Quilters of Los Angeles</b> <a href="http://www.easysite.com/aaqla">www.easysite.com/aaqla</a>	<u>Meeting</u> – third Sunday of the month
June 20 <b>South Bay Quilters Guild</b> <a href="http://www.southbayquiltersguild.org">www.southbayquiltersguild.org</a>	<u>Pot Luck Party</u>
June ?? <b>Simi Valley Quilt Guild</b> <a href="http://www.simivalleyquiltguild.org">www.simivalleyquiltguild.org</a>	<u>TBD</u>
June ?? <b>Santa Monica Quilt Guild</b> <a href="http://www.santamonicaquiltguild.org">www.santamonicaquiltguild.org</a>	<u>TBD</u>
<b>July 2023</b>	
July 5 <b>Santa Monica Quilt Guild</b> <a href="http://www.santamonicaquiltguild.org">www.santamonicaquiltguild.org</a>	<i>Pot Luck</i>
July 10 <b>San Fernando Valley Quilt Guild</b> <a href="http://www.sfvqg.net">www.sfvqg.net</a>	<u>Patricia Skiles</u> Lecture: "Using Spoonflower"
July 10 <b>LA Modern Quilt Guild</b> <a href="http://www.LAMQG.org">www.LAMQG.org</a>	Meeting
July 11 <b>South Bay Quilters Guild</b> <a href="http://www.southbayquiltersguild.org">www.southbayquiltersguild.org</a>	Comfort Quilt Sweat Shop
July 12 <b>Glendale Quilt Guild</b> <a href="http://www.glendalequiltingguild.org">www.glendalequiltingguild.org</a>	<u>Meeting</u>
July 15 <b>Westside Quilters</b> <a href="http://www.WestsideQuiltersLosAngeles.org">www.WestsideQuiltersLosAngeles.org</a>	<u>Susanne Cole</u> Workshop: "Embellishment on Quilts for a Unique Finish"
July 16 <b>African American Quilters of Los Angeles</b> <a href="http://www.easysite.com/aaqla">www.easysite.com/aaqla</a>	<u>Meeting</u> – third Sunday of the month

## ***At Home and Surfing the Internet & some venturing out*** *(Temporarily replacing OUT AND ABOUT)*

**Pasadena Museum of History** – March 8 to Sept 10, 2023 470 West Walnut St. Pasadena, CA 91103  
[pasadenahistory.org](http://pasadenahistory.org)

**“Quilts – Community Stitches: Designs & Stories”** Community Stitches features more than 60 quilts representing over 180 years of quilt-making in America. Curated by Arlene Stevens and Leah Zieber of the California Heritage Quilt Project, highlights include treasurers from PMH’s extensive textile collection along with select pieces on loan.

**Visions Art Museum** in San Diego has announced its 2023 call for entry for **Interpretations 2023** the museum’s 24th international juried exhibition. <https://interpretations2023.artcall.org>

Thank you to Betsey Barker for the following interesting links:

- [https://projecthub.embroideryonline.com/eo\\_projects/baby-month-photo-blanket/](https://projecthub.embroideryonline.com/eo_projects/baby-month-photo-blanket/)
- <https://www.quiltingdaily.com/quilt-coats-4-designers-share-their-style/>
- <https://www.youtube.com/watch?v=WObC5qb5Xk>

**Know your knots!** <https://youtu.be/4Qp1zZh0K9Y>

Luana Rubin interviews **Paula Nadelstern**... <https://youtu.be/DKWoHSwhNg0>

**A free dyeing class** online from Shannon Brinkley...<https://shannon-brinkley.mykajabi.com/flowerstofabric?fbclid=IwAR0GcgxBiWk26h-t5L574HHuge3-LC3QisADonAHwbiwrZX-Q1hHwVaszm8>

**How to build your confidence as a quilter with Karen McTavish**...<https://youtu.be/3KoQHUjmBCA>

A TextileTalk with **Nancy Crow** from the Schweinfurth Art Center... <https://youtu.be/Pawitlt8jI0>

Some **Hawaiian quilt history**... <https://www.quiltingdaily.com/hawaiian-quilting-trunk-show-poakalani-and-co/>

**Scott Hansen** in conversation with **Rob Appel**... <https://youtu.be/V-B8DUEuZXc>

Here's a free pattern from **Laura Wasilowski**... <https://artfabrik.com/pressing-matters-free-pattern/>

See a fabulous **Ikat exhibit** with **Pat Belyea**...[https://okanarts.com/blogs/blog/ikat-exhibit?syclid=chehllmf216sv8hthhhg&utm\\_campaign=emailmarketing\\_144721379486&utm\\_medium=email&utm\\_source=shopify\\_email](https://okanarts.com/blogs/blog/ikat-exhibit?syclid=chehllmf216sv8hthhhg&utm_campaign=emailmarketing_144721379486&utm_medium=email&utm_source=shopify_email)

Upcoming classes from **Tara Faughnan**...

<https://tarafaughnan.com/pages/workshops?fbclid=IwAR3ZdHveBUyZuS4g3S3gZhcMKdR3W9W3CJ-eBbn1EnkB8dqqOTADajYQSMY>

**Quilting Arts podcasts?** <https://www.quiltingdaily.com/category/quilting-arts-podcast/>

**See the Speaker Calendar of the Southern California Council of Quilt Guilds for additional events.** Go to [www.sccqg.org](http://www.sccqg.org) scroll down to the bottom of the homepage and click on the box “Speakers” and see other SCCQG guilds and speakers into 2023

**National Yo-Yo Day** June 6<sup>th</sup>



## Westside Quilters General Meeting Minutes, May 13, 2023

**President** – Sally called the meeting to order at 10:02 A.M. PST. Complimented Carole Lyles Shaw on a great fun workshop on improv piecing. This is her last meeting to chair, but she will continue as a member.

**Minutes:** Karynn made a motion to accept minutes as written, seconded by Lisa. Motion passed.

**Treasurer:** Karynn reported that Budget was in the last newsletter. Terrie made a motion to accept as published, Barbara Maron-Pollack seconded. Motion carried.

Budget was approved by the Board of Directors: Sue Rossi, Fred Verez and Glenda Avery.

Membership voted on a motion to accept by Luann and seconded by Barbara Maron-Pollack. Motion carried.

**Membership:** Karynn appealed to everyone to read the newsletter. It listed an incentive to renew your membership early before May 31<sup>st</sup>.

**Philanthropy:** Luann shared new proposed quilt pattern completed is composed by Virginia. It Composed of a 4-patch bordered by 2 strips. All sizes based on 2 ½” strips, so it is jelly roll friendly.

We will meet in person at Sewing Arts Center on November 4. If you want to designate a charity to receive your quilt, please add a note to your quilt. Luann can store quilts at her house.

### Programs-

June 9- Sew-in with Jane Haupich, Lecture: “How do I quilt this” at 11:00 A.M. Sew-in starts at 10:00 A.M. Links will be sent the day before to all members. As a bonus: Jane will design quilting patterns for quilt top photos submitted to Programs. There will be time to talk about 8-10 quilts.

June 17- Pop-up class with Rachel Prentiss, Japanese rice bag. Class limited to 20. Free Class is 3 hours long. Class is open now.

July, usually dark, will have a class on embellishing your quilt with embroidery and beads with Suzanne Cole at Sewing Arts Center. Class will be \$30.

Class will be 3 hours long 10:00 A.M. -1:00 P.M. on a Saturday. Supply list will be available soon. Class enrollment opens on June 1<sup>st</sup>.

Saturday, August 12- Julia Graves will present a lecture. Her workshop will be a week later, August 19. 2024 meetings will be a mix of Zoom and in-person meetings held at Sewing Arts Center, 2306 Corinth Ave., LA 90064, phone 310-450-4300

Any ideas, suggestions for new instructors please send to [Programs@westsideQuiltersLos Angeles.org](mailto:Programs@westsideQuiltersLos Angeles.org)

**Newsletter-** Debbie is soliciting news articles, especially highlighting classes taken.

**Website:** Website is up-to date. Sally is again requesting photos; projects do not need to be completed. Send interesting looking blocks. Photos should be sent to Del and Sally.

### New Business-

Election of new officers: Terrie read the full slate which was published in the last newsletter.

President: Terrie Dorio

Vice President: Pat Karasick

Secretary: Sonja Daniel

Treasurer: Karynn Dittmar

Membership: Erika Bradbury

Programs: Barbara Maron-Pollack, Nancy Kawahara, Del Walker

Philanthropy: Lisa Drew, Luann Jaffe, Virginia Marshall

Newsletter: Debbie Nussbaum

Website/ social media: Sally Wright

Motion to accept all quilters in their respective positions made by Rachel, seconded by Bobbie B. Motion carried, Congratulations to all the new officers.

Sally thanked everyone for contributing to the welfare of the guild.

## Show and Share

**Del Walker** put together a PowerPoint of submitted photos.

The show started with her Whisper Challenge Round III. The quilt started with a photo.

- **Barbara Maron-Pollack** submitted Patchwork and Prose a BOM from Quiltfolk, Many rectangles, Baby quilt made in a class with Patricia Belyea, other quilt from Patricia's book quilted by machine and by hand with bird images.
- **Virginia Marshall** completed a table runner won in a class with Karen Eckmeier. She also showed potholders.
- **Pat Karasick** sent a photo of a sampler made from blocks in Eleanor Burns' "Egg Money" book. Enchanted charms, pattern learned at a virtual retreat sponsored by Conejo Valley Quilters.
- **Marianne Simpson** finished her MJ Kinman gem that night!
- **Nancy Kawahara** showed her baby quilts using Elizabeth Hartmann patterns featuring safari animals for her new grandbaby and woodland trees and animals for her nephew.
- **Sally Wright** showed her SAQA Still life with pruners. It hopefully will be included in the benefit raffle next year. Pieced quilt photo was sent to Spoonflower to be reproduced on fabric, then was thread painted, colored with pencils, and quilted. Piece is 12" x 12".
- **Sally** also shared "Mariposa Monarca" for the Cherrywood Monarch challenge. She traced, painted the butterflies, then appliqued them to a 20" square.
- **Sally** also finished her Postcard from Provence (Quiltfolk virtual tour) with a boutis center. Downsized to 30" x 30". She machined quilted the outside pieced surrounding fabrics.
- Sally Peace of Cranes, a pattern by Dana Jones. Quilt begun in her class in Houston using Cherrywood fabrics.

**Guest speaker-** Carole Lyles Shaw presented a lecture on "What is a Modern Quilt". The modern quilt guild has grown to be worldwide with many members coming together at Quilt Con, an annual event.

- Carole spoke about guidelines, not rules. Her lecture was focused on principles: bold use of color, high contrast, improvisational piecing, minimalism and newly added maximalism, use of negative space, alternate grid work, modern traditionalism. A modern quilt does not need to address all the principles. Quilters play with a grid of their own making.
- Carole uses only 100% cotton. She has published many books available on Amazons. Modern Mini Quilts, 1995, Madley Modern Quilts, 2016, and Patriotic Modern Quilts
- Some of her quilts use traditional blocks transformed by using background fabric as part of the block. Setting the blocks asymmetrically adds interest. Ombre fabric adds movement. Changing the block size, contrast using the scale of the print, filling the space with color are emerging trends.
- Carole is one of the Creative Sparks teachers offering on demand classes. Next class is called Fibonacci #1 featuring Afro-Modern fabrics sparingly with solids. Carole can also be found on social media, Instagram and Facebook.

P.S.Thanks to all our members who attended the general meeting. Don't forget to renew your membership, read the newsletter, and check the website for up-to date information about classes and workshops.

Respectfully submitted,  
Pat Karasick





## Executive Board Zoom Meeting – 18 May 2023

Board members connected: Erika Bradbury, Sonja Daniel, Karynn Dittmar, Terrie Dorio, Lisa Drew, Luann Jaffe, Pat Karasick, Nancy Kawahara, Barbara Maron-Pollack, Virginia Marshall, Debbie Nussbaum, and Sally Wright.

**President:** Terrie Dorio called meeting to order at 7:01 p.m. Called for approval of Minutes; so moved by Barbara Maron-Pollack and seconded by Debbie Nussbaum. Terrie will contribute a Newsletter article commemorating her trip to Liberty.

**Vice President:** Pat Karasick no comments

**Treasurer:** Karynn Dittmar reported the bank account balance is \$6,551.65.

**Secretary:** Sonja Daniel. No comments

**Membership:** Karynn Dittmar/Erika Bradbury. Karynn will meet with Erika to provide an overview of position duties. Karynn will send out an email blast encouraging membership renewal before 5-31-23 to be eligible for a Sewing Arts gift certificate. Erika will write a Newsletter article to encourage membership and tout program platform.

**Programs:** Barbara Maron-Pollack reported programs are booked through April 2024. 9 June 2023 Zoom lecture by Jane Hauprich (How Do I Quilt This) who volunteered to analyze 10-12 quilts. We will procure 3-4 quilt top photos for her expert perusal. 17 June 2023 free Pop-up, in-person workshop (Japanese Rice Bag) with Rachel Prentiss. Limit:20 people. For liability reasons, all enrollees for in-person workshops must complete a Registration form. 15 July 2023 in-person workshop (Embellishments & Embroidery for Quilt Tops) with Suzanne Cole at Sewing Arts (10 -1/ \$30 for members. Limit:20 people) August 2023 General Meeting features Julia Graves who will teach a 1-day class the following Saturday that is an abbreviation of her Asilomar class. Barbara will write an article in June Newsletter spotlighting upcoming classes and encouraging more members to sign up and support the guild. The process for signing up will also be addressed in the article.

**Philanthropy:** Lisa Drew noted that directions for the suggested “Sew-in Quilt” were included in May Newsletter with the Sew-In scheduled for 4 November 2023 at Sewing Arts. The charities that currently receive quilt donations from Westside as well as those that have been gifted in the past will be named in the Newsletter. The Website will also be updated. Suggested and agreed that we forego providing refreshments for in-person meetings held at Sewing Arts.

**Newsletter:** Debbie Nussbaum noted that articles/clip art for June Newsletter are due by May 25<sup>th</sup>. Requested photo of Terrie Dorio.

**Website:** Sally Wright will update officer names, post submitted Show & Tell and workshop photos. She will schedule next Zoom and send link to Terrie to be included with the Agenda

Next Board meeting scheduled for 24 June 2023 at 10 a.m. There being no further business, the meeting adjourned at 7:48 p.m.

Respectfully submitted,

Sonja Daniel, Secretary







# WESTSIDE QUILTERS

## Membership Form

### June 1, 2023 to May 31, 2024

PLEASE WRITE CLEARLY and MAKE SURE YOU INCLUDE YOUR EMAIL ADDRESS

<b>Name</b>	<b>Birthday</b>
<b>Address</b>	
<b>City/State/Zip Code</b>	
<b>Home Phone</b>	<b>Cell Phone</b>
<b>Email:</b>	
<b>Occupation</b>	<b>Retired? From?</b>
<b>Member of Mini-Group?</b>	<b>Interested in joining a mini-group?</b>

**Renewal Membership**

**New member**

**Annual Membership Dues to May 31, 2024 (dues are not tax deductible) \$50.00**

**Fully Tax-Deductible Charitable Donation.....** \_\_\_\_\_

**Total Amount Enclosed** \_\_\_\_\_

Members of Westside Quilters (WQ) may participate in all Guild activities, have the right to vote, hold elective or appointed office, attend General Meetings without fee, and register for workshops at member rates. WQ members pledge to perform a few service hours each year.

For renewing members, please indicate your contributions this past fiscal year:

- Served on the Executive Board or a volunteer committee.
- Engaged in philanthropic quilting activities (WQ or other organizations).
- Assisted at general meetings of workshops or field trips.
- Contributed to the WQ newsletter or distributed promotional WQ material.
- Other activities \_\_\_\_\_

Members can pay with a check, cash, credit card, PayPal (westsidequilters@yahoo.com) or Zelle - preferred - (treasurer@westsidequilterslosangeles.org). If paying by credit card, please fill in the information below:

American Exp.     Master Card     Visa

Credit card number \_\_\_\_\_ Name as it appears on card \_\_\_\_\_  
Expiration date \_\_\_\_\_ CVV \_\_\_\_\_ Billing Zip Code \_\_\_\_\_

Please sign and complete this application. Mail to Westside Quilters, PO Box 641925, Los Angeles, CA 90064 or email to westsidequilters@yahoo.com.

Signature \_\_\_\_\_ Date \_\_\_\_\_

Westside quilters is a Federal 501(c)(3) tax-exempt public charity. The effective date of exemption is June 17, 2010, as specified in the determination letter dated May 26, 2011.